

**mafelli**



Portable circular saws

K 65 cc | K 65 18M bl

Cross-cutting systems

KSS 60 cc | KSS 60 18M bl

# Light, strong, deep: the new MAFELL cross-cutting system for cutting depths up to 67 millimeters (2 5/8 inch)

## **SIMPLY IN TUNE WITH THE TIMES: CUTTING DEPTHS UP TO 67 MM (2 5/8 INCH)**



Impressive cuts in an extremely wide range of materials. At the same time, the saws are lightweight and offer easy and safe handling.

## **SIMPLY GO FREE: CORDLESS VERSION KSS 60 18M BI WITH CAS-TECHNOLOGY\***



The battery-powered KSS 60 18M BI gives you exceptional flexibility and freedom. What's more, the high-performance CAS-battery 18 V-LiHD technology delivers ample power for a whole range of tasks.

\* More informations at [mafell.de/en/](http://mafell.de/en/)




Modeled on the 55-class design, MAFELL is offering a new generation of extremely powerful and lightweight portable circular saws for cutting depths up to 67 millimeters (2 5/8 inch). Their motor output of up to 1,800 Watt (2,4 hp) and the combination of cross-cutting system and cordless operation are unique in this class of saw.

#### SIMPLY FIRST-RATE: CHIP HANDLING



The chip management system was designed and optimized for cutting fiberboard. The superb chip removal system offers substantial benefits, including when executing plunge cuts in the fiber direction.



# From solid wood to insulating materials: versatility at every level.

## CROSS CUTS

### It couldn't be simpler:

With the cross-cutting system, the machine is permanently attached to the guide track. One fixed and one adjustable stop on the underside of the track allow precision angle cuts from  $-60^{\circ}$  to  $60^{\circ}$  to be made. Simply push the system up against the workpiece edge with the two stops, and execute the cut. Afterwards the track automatically returns to the starting position.



## MITER CUTS



Thanks to the generously-sized angle scale and precise double clamp, miter cuts can be realized that ensure a perfect fit - as illustrated here on exterior cladding.

It's not just their cutting depth and exemplary user concept that make MAFELL's new saws stand out, but also their wide range of applications. Be it for cross, plunge or bevel cuts up to 67 mm (2 5/8 inch) in depth, the new machines do a perfect job, especially with solid structural timbers and wood fiber insulating materials.

#### PLUNGE CUTS



Dispensing with a detachable riving knife, the FLIPPKEIL permits reliable, convenient and straight-forward plunge cutting.

#### RIP CUTS



Using the MAFELL guide tracks or the parallel fence included in the delivery scope, which is graduated in millimeters, decking boards for instance can be made to fit exactly.

# Cross-cutting systems KSS 60 cc and KSS 60 18M bl.

## BATTERY CHARGE INDICATOR



Always in the picture: the battery charge can be checked at any time by pressing a button.

## SAWBLADE LOCK



Pressing the battery release button interrupts the power supply and automatically locks the sawblade. The blade can then be changed safely and without risk with the Allen key attached to the machine.

## FLIPPKEIL

Dispensing with a detachable riving knife, the spring-mounted FLIPPKEIL facilitates reliable and accurate plunge cuts



## PIVOTING GUARD RETRACTION LEVER

The pivoting guard is retracted quickly and easily by means of a lever for convenience and safety when executing bevel and plunge cuts.



## LED WORK LAMP

Bright LEDs illuminate a large working area.



With their low weight and cutting depths of up to 60 mm (2 3/8 inch) on the track, MAFELL's new, powerful cross-cutting systems are making a big impact when it comes to interior work, for example. In addition, the innovative, powerful battery technology of the KSS 60 18M bl means you can work with greater freedom and efficiency on the construction site.



The CUprex high-performance motor stands for sheer strength and outstanding motive power.

#### USE WITHOUT THE CROSS-CUTTING RAIL

Team player or solo act: with the new cross-cutting systems, the machine can also be used without the guide track. It then offers the same functions and benefits as the new K 65 cc.

#### CUTTING DEPTH ADJUSTMENT

The exact cutting depth can be set quickly and reliably. Once the lock has been released, the depth is accurately set with reference to a scale.

#### MACHINE RETURN

Thanks to the integrated polyethylene return cable, the machine is immediately drawn back to the starting position after every cut, ready for the next one.



If repeat cuts have to be made at the same depth, the cutting depth can be preset and locked exactly in the range from 2 to 61 mm (1/10 – 2 3/8 inch).



#### REPEAT STOP FOR CUTTING DEPTH



#### DETACHING THE TRACK

The machine can be removed from the cross-cut track at the single press of a button, allowing its use for the full range of applications offered by the K 65 cc.

# Portable circular saws K 65 cc and K 65 18M bl.

## SAWBLADE LOCK



To change blades, the K 65 cc sawblade is locked simply by pressing a button, which automatically engages the starting lockout. The sawblade can then be changed quickly and easily using the Allen key attached to the machine.

## FLIPPKEIL

Dispensing with a detachable riving knife, the spring-mounted FLIPPKEIL permits reliable plunge cutting every time.

## PIVOTING GUARD



The pivoting guard is retracted quickly and easily by means of a lever for convenience and safety when executing bevel and plunge cuts.



Bright LEDs illuminate a large working area.

## LED WORK LAMP



With the compact and ultra-performing K 65 cc, you can achieve superb quality cuts at depths of up to 67 millimeters (2 5/8 inch) – and this from a portable circular saw with the best power-to-weight ratio in its class. It offers all the weight and handling advantages of a 55-series machine with the cutting depth of a 65 mm (2 9/16 inch) model.

#### BATTERY TECHNOLOGY

High-performance 18 V lithium ion battery technology combines tremendous power and traction. The CAS\*-battery is processor-controlled and automatically monitors all the relevant parameters, such as charge and temperature, in order to maximize runtime.

\* More informations at [mafell.de/en/](http://mafell.de/en/)



#### THE CUPREX HIGH-PERFORMANCE MOTOR

stands for sheer strength and outstanding motive power.

#### REPEAT STOP FOR CUTTING DEPTH



The K 65 cc's cutting depth can be preset and locked in the range from 8 to 67 mm (2 5/8 inch).

#### CUTTING DEPTH ADJUSTMENT

On the K 65 cc too, the exact cutting depth can be set quickly and reliably. Simply release the lock and set to the exact depth on the scale.



#### TRACKING POINTER


The innovative pointer automatically follows the machine as it is tilted and therefore always accurately tracks the actual cutting edge.



#### TILTING SYSTEM

Thanks to the unique tilting system, a cutting depth of 54 mm (2 1/8 inch) is always available in the angle range from 0° to 45°.

# Technical data and accessories.



**KSS 60 cc**

**KSS 60 18M bl**

**K 65 cc**

**K 65 18M bl**

## Technical data

<b>Nominal input</b>	1.800 W (2,4 hp)	-	1.800 W (1,4 hp)	-
<b>Nominal no-load speed</b>	2.700 – 4.700 1/min	4.450 1/min	2.700 – 4.700 1/min	4450 1/min
<b>Cutting depth at 0°</b>				
• with guide rail	0 – 61 mm (2 3/8 inch)	0 – 61 mm (2 3/8 inch)	-	-
• without guide rail	0 – 67 mm (2 5/8 inch)	0 – 67 mm (2 5/8 inch)	0 – 67 mm (2 5/8 inch)	0 – 67 mm (2 5/8 inch)
<b>Cutting depth at 45°</b>				
• with guide rail	0 – 47 mm (1 7/8 inch)	0 – 47 mm (1 7/8 inch)	-	-
• without guide rail	0 – 53 mm (2 1/16 inch)	0 – 54 mm (2 1/8 inch)	0 – 54 mm (2 1/8 inch)	0 – 54 mm (2 1/8 inch)
<b>Cutting length</b>	408 mm (16 1/16 inch)	408 mm (16 1/16 inch)	-	-
<b>Tilting range</b>	0 – 45°	0 – 45°	0 – 45°	0 – 45°
<b>Angle cuts</b>	-60° bis +60°	-60° bis +60°	-60° bis +60°	-60° bis +60°
<b>Nominal voltage</b>	230 V	18 V	230 V	18 V
<b>Weight</b>	5,9 kg (13 lbs)	5,8 kg (12,8 lbs)	4,5 kg (9,9 lbs)	4,4 kg (9,7 lbs)
<b>Battery</b>	-	18 V, 5,5 Ah, 99 Wh	-	18 V, 5,5 Ah, 99 Wh

<b>Ref.</b>	<b>91B101   in boxed</b>	<b>91A502   PURE – with carrying case</b>	<b>91B001   In boxed</b>	<b>91A402   PURE – in T-MAX</b>
<b>Delivery scope</b>	1 TCT sawblade 185 (7 5/16 inch) x 1.4/2.4 x 20 mm, ATB, 32 teeth 1 Parallel guide fence 1 Guide track 400 1 Allen key 5 mm 1 Mains cable 4 m (13.1 ft)	1 Sägeblatt HM 185 (7 5/16 inch) x 1,2/1,8 x 20 mm, Z32, WZ, Battery ideal 1 Parallel guide fence 1 Dust bag 1 Guide track 400 1 Allen key 5 mm	1 Sägeblatt HM 185 (7 5/16 inch) x 1,4/2,4 x 20 mm, Z24, WZ 1 Parallel guide fence 1 Allen key 5 mm 1 Mains cable 4 m (13.1 ft)	1 Sägeblatt HM 185 (7 5/16 inch) x 1,2/1,8 x 20 mm, Z32, WZ, Battery ideal 1 Parallel guide fence 1 Dust bag 1 Allen key 5 mm
<b>Ref.</b>	<b>91B102   with carrying case</b>	<b>91A501   with carrying case</b>	<b>91B002   in T-MAX</b>	<b>91A401   in T-MAX</b>
<b>Delivery scope</b>	1 TCT sawblade 185 (7 5/16 inch) x 1.4/2.4 x 20 mm, ATB, 32 teeth 1 Parallel guide fence 1 Guide track 400 1 Allen key 5 mm 1 Mains cable 4 m (13.1 ft)	1 TCT sawblade 185 (7 5/16 inch) x 1.2/1.8 x 20 mm, ATB, 32 teeth, Battery ideal 2 Battery PowerTank 18 M 99 1 BatteryPowerStation APS 18 M 1 Parallel guide fence 1 Dust bag 1 Guide track 400 1 Allen key 5 mm	1 TCT sawblade 185 (7 5/16 inch) x 1.4/2.4 x 20 mm, ATB, 24 teeth 1 Parallel guide fence 1 Allen key 5 mm 1 Mains cable 4 m (13.1 ft)	1 TCT sawblade 185 (7 5/16 inch) x 1.4/2.4 x 20 mm, ATB, 32 teeth, Battery ideal 2 Akku PowerTank 18 M 99 1 Akku PowerStation APS 18 M 1 Parallel guide fence 1 Dust bag 1 Allen key 5 mm

With the new all-rounders in the 60/65 millimeter (2 3/8 / 2 9/16 inch) class, you are perfectly equipped for a wide range of tasks. Thanks to specially matched accessories, you can tailor your new cross-cutting system or portable circular saw exactly to your specific applications.



TCT sawblades for KSS 60 cc / K 65 cc

- 185 x 1.4/2.4 x 20 mm, ATB, 16 teeth for ripping in wood
- 185 x 1.4/2.4 x 20 mm, ATB, 24 teeth for universal use with wood
- 185 x 1.4/2.4 x 20 mm, ATB, 32 teeth for fine sawing in wood
- 185 x 1.4/2.4 x 20 mm, ATB, 56 teeth for cross-cutting wood

Ref. **092485**

Ref. **092487**

Ref. **092489**

Ref. **092491**



TCT sawblades for KSS 60 36B

- 185 x 1.2/1.8 x 20 mm, ATB, 16 teeth, Battery ideal for ripping in wood
- 185 x 1.2/1.8 x 20 mm, ATB, 32 teeth, Battery ideal for cross-cutting wood

Ref. **092494**

Ref. **092493**



Roller edge guide MF-UA


Ref. **206073**



Connecting piece F-VS

For joining two guide tracks

Ref. **204363**



Guide track 770

Max. cutting length 770 mm

Ref. **204378**



Angle fence F-WA

Ref. **205357**



Guide rail F

Designation	Length in m/ft	Ref. No.
F 80	0.80 m (2.6 ft)	<b>204380</b>
F 110	1.10 m (3.6 ft)	<b>204381</b>
F 160	1.60 m (5.2 ft)	<b>204365</b>
F 210	2.10 m (6.9 ft)	<b>204382</b>
F 310	3.10 m (10.2 ft)	<b>204383</b>



Battery PowerTank 18M 99

Li-HD, 18 V, 99 Wh

Ref. **094438**



Battery PowerStation

APS 18 M (EU), 18V fast charger  
APS 18 M+ (EU)

Ref. **094453**

Ref. **094439**



Guide pocket

Guide pocket F 160

for guide rails up to 1.6 m l

Ref. **204626**

Guide pocket set:

2 x F 160 + F-VS + 2 x F-SZ 100MM + guide pocket

Ref. **204805**

Guide pocket set:

F 80 + F 160 + F-WA + F-VS + 2 x F-SZ 100MM + guide pocket

Ref. **204749**



Splinter guard F-SS 3,4M

3.4 m (11.2 ft.) long

Ref. **204375**



End cap F-EK

2 off

Ref. **205400**



Dust bag

Ref. **206921**



Non-slip profile F-HP 6,8M

6,8 m (22.3 ft.) long

Ref. **204376**



Lever clamp F-SZ 180MM

2 pieces, for fixing guide rail to workpiece

Ref. **207770**



Suction clamping system

Aerofix F-AF 1

With track, top and bottom adapters, flexible hose

Ref. **204770**

Flexible hose FXS L

Length up to 3.2 m

Ref. **205276**



Here at MAFELL, we often adopt a new approach in our quest to develop better machines. We take a fresh look and reconsider the crucial aspects of the tool concerned. And we always give due consideration to the future needs of the woodworking trades.

Time and again, together with outstanding material and build quality, our strategy spawns astounding solutions. We thus continuously enhance functionality and user-friendliness, for example. We strive to ensure that, while you are working, you no longer need to give the tool a second thought. Simply because MAFELL has already done the thinking for you. You focus on your job – and as far as everything else is concerned:

Follow your instinct.

Your MAFELL authorized dealer: