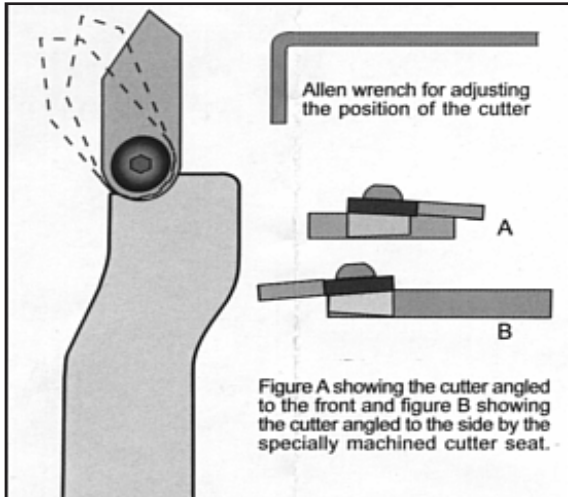


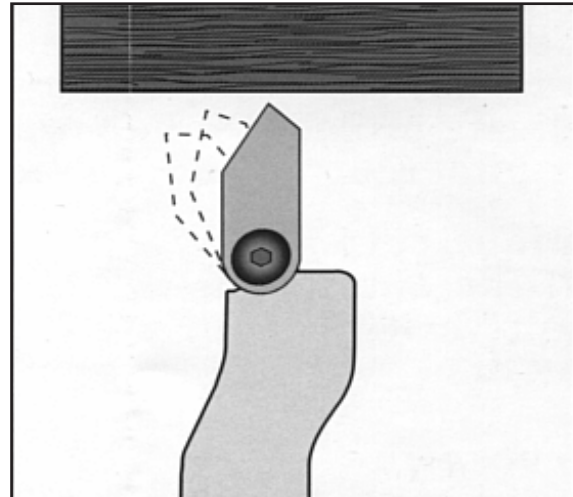
## Instruction/Data Sheet

The Box Hollower from *Robert Sorby* has some unique and innovative features. It is specifically designed to allow for straight hollowing such as small boxes. The shape of the cutter allows for the inside bottom of a project to be flat and the side walls to be even and paralalled.

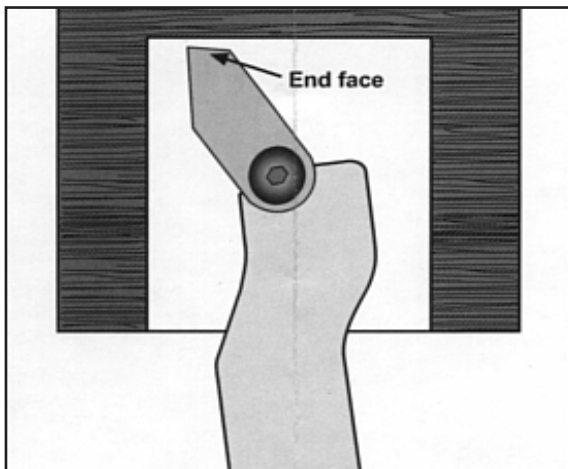
Many other specially designed cutters are available for this tool (See below for details).



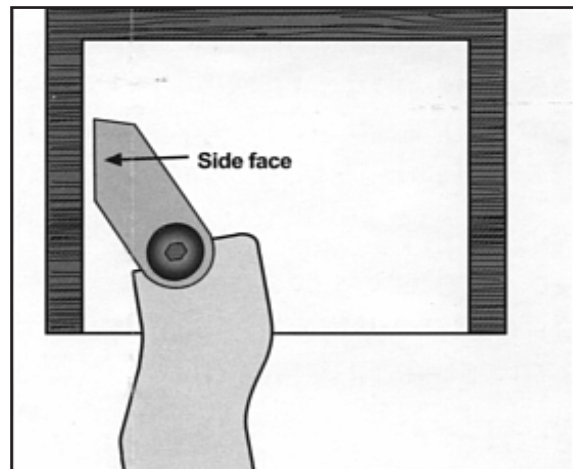
The Box Hollower is fitted with the side/end box hollowing cutter and comes with an Allen key/ wrench for cutter adjustment.



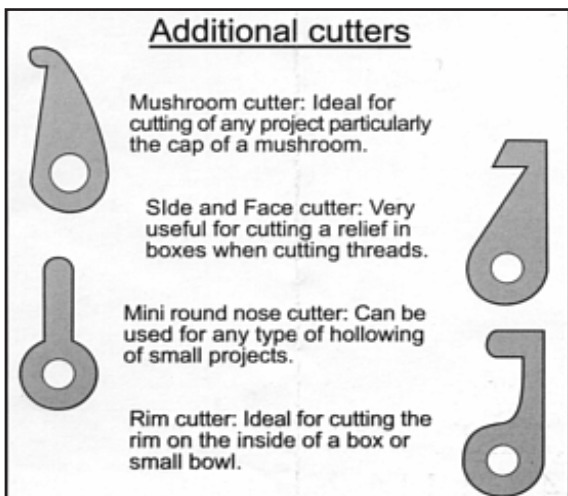
The cutter can be adjusted to suit the best position for the cut required. To start hollowing use the cutter in-line with the shaft and bore the centre of the box.



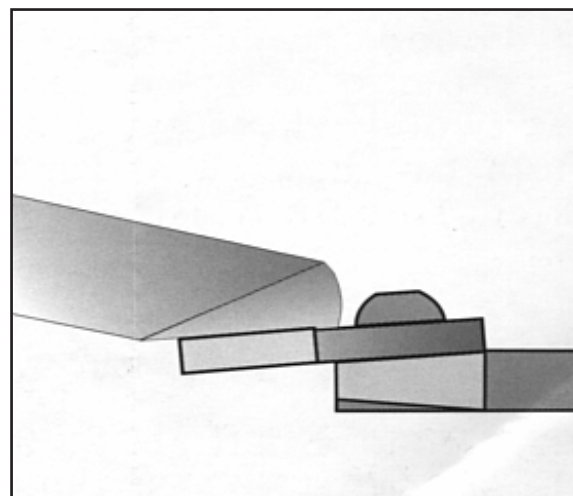
The box can be hollowed from the centre outwards using a gentle sweeping action. Adjust the cutter so that the end face cuts a flat bottom and neatly into the corner.



Adjust the cutter back so the side face is flat to create parallel sides to the box.



Listed here are the other cutters that are available for the Box Hollower.



Sharpen across both the top and bottom face of the cutter using a honing stone or diamond file.