



# Ball End L-Wrenches

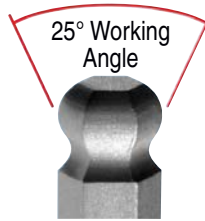
The original ball end hex key



- Ball End inserts into screw at a 25° angle
- 25° angle allows natural hand and wrist movement
- Superior Ball End strength and working angle
- Ball End saves time by quickly funneling tool into screw

### Color-Coded

- Inch
- Metric



High Torque Steel:

Up to 20% stronger, with more torque and twice the wear resistance of standard grades of steel.

### FINISH OPTIONS:



Corrosion-resistant finish:

Environmentally safe, provides better tool grip, resists solvents and is 5 times more corrosion resistant than competitor finishes.



Next generation chrome finish:

Traditional plated tool look with superior protection and durability.




Real 14 karat gold finish:

Superior protection and durability over traditional chrome and the look and shine of real gold.

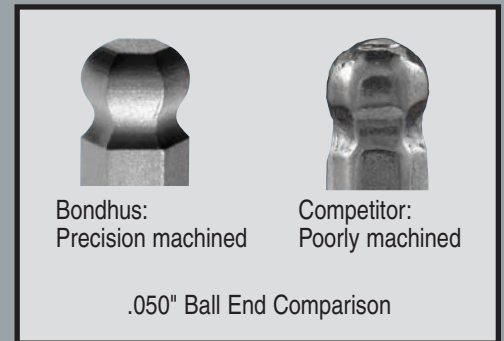


Color-coded protective finish:

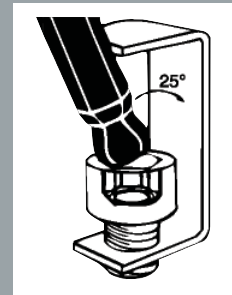
Durable color-coded finish for superior protection and easy tool identification.



Bondhus Ball End tools feature unrivaled precision machining



All Bondhus Ball End tools feature a precise 25° working angle



25° working angle allows tool to work in hard to reach places (20° working angle on BallStar™ Tip tools)

[www.bondhus.com](http://www.bondhus.com)